

Please read carefully before using.

Pengwang

PW802 Hot air blower

Pengwang



Shanghai Pengwang Machinery Co., Ltd.

Address: Building 8, No.1098, Chuansha road,Pudong New Area, Shanghai

Sales phone: +86 15801732387

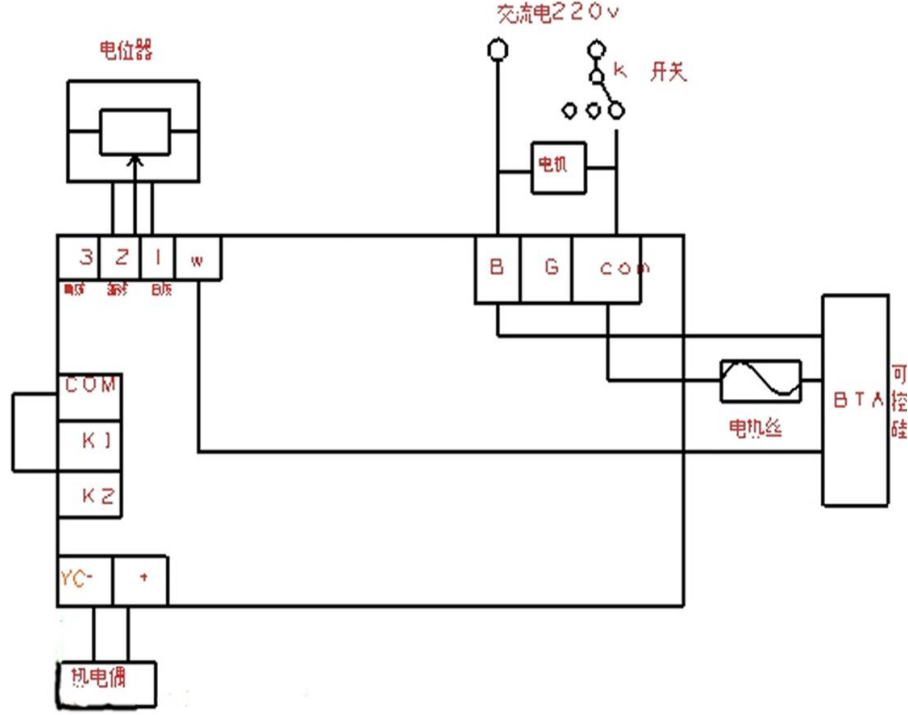
Failure & Solution

- ☉ The temperature is too high, can't be adjusted.
 - Thyristor short circuit * Modify
 - Temperature controller doesn't work * Modify
- ☉ Keep the cooling of the hot air blower
- ☉ The temperature fluctuates
 - Potentiometer is damaged * Modify
- ☉ Sudden cooling during use
 - Heater blows out * Modify
 - Thyristor open circuit * Modify
- ☉ Temperature can't be adjusted
 - Gun core is damaged * Modify
 - Thermostat is damaged * Modify
- ☉ The air pump body crackles with sparks
 - Motor carbon brush is used up * Replace carbon brush
 - ☉ Check carbon brush
- ☉ The running body crackles with sparks
 - Motor carbon brush is used up * Replace carbon brush
 - ☉ Check carbon brush
- ☉ Speed drops suddenly during operation
 - Motor is damaged * Repair the motor
 - ☉ Pay attention to moisture and corrosion protection
 - Regulator is damaged *Modify
- ☉ Abnormal noise
 - Impeller collides *Adjust the clearance
 - Bearing wear * Replace bearing/rotor
 - ☉ Pay attention to handle and drop
- ☉ Power failure
 - Switch failure * Modify
 - Wire is break * Modify
- ☉ Don't turn on and off too frequently
- ☉ Do not fold and pull the wires

Feature

Adopt pulse width modulation circuit drive heating components, combined with the fuzzy control algorithm to eliminate the influence of thermal inertia and minimize the thermal shock. The new thermoelectric sensor system makes the temperature constant and more accurate. The perfect protection function effectively avoids the damage of components caused by overheating or improper use. The sensor closed loop circuit, the microcomputer zero-crossing trigger temperature control, which effectively reduces electromagnetic interference, the temperature is accurate and stable, and will not be affected by the air volume and power supply voltage fluctuations. High power and rapid heating. SMD immersion gold technology, stable and reliable performance, safer and more intimate to use.

Temperature controller diagram



Warranty Card		Model: _____					
		Remark					
Date	Failure	Repair record					

Note

1. When working, firstly adjust the temperature knob to the lowest, and then gradually increase according to the welding requirements after power-on, in order to reach the required temperature.
2. Before turning off, point the knob to "0" and blow for a few minutes. After the barrel cools down, it can be turned off to avoid residual heat part is damaged.
3. Do not touch the barrel of the gun during operation to avoid burning. Handle with care after use, so as not to damage the parts and affect the service life.
4. Non-professionals should not disassemble and repair by themselves.



Warning:



Danger! When disassemble, make sure that the power plug has been unplugged.



The hot air heater generates high temperature and high heat during operation. Improper use in dangerous places may cause fire and explosion. Especially it should be kept away from flammable materials and combustible gases.



Do not touch the heating tube and the air nozzle during use to avoid burning, and do not point the air nozzle directly at humans or animals.



Note:



The power supply voltage must be consistent with the rated voltage on the heater, and the safety grounding wire of the power supply must be connected reliably.



To ensure the safety of users and the reliable operation, please install a stabilized power supply and leakage protector.



The hot air must be used by a dedicated person, and the hot air can reach flammable materials outside the visual range.







Soaking, rain or damp is strictly prohibited.

Application

- Welding of thermoplastic materials as well as single-ply flexible plastics and modified bitumen in the form of boards, tubes, profiles, lining membranes, coated materials, films, foams, tiles and sheets. Main welding ways: overlap welding, welding with rod/ tape, butt welding and melt welding.
- For foaming, ending and sealing of the thermoplastic semi-finished materials and plastic granules.
- Drying of water-damp surfaces.
- Shrinking of heat-shrink sleeves, films, tapes, solder sleeves, preformed and mould part.
- Soldering of copper pipes, solder joints and metal foils.
- Defrosting of frozen water pipes.
- Activating and dissolving of solvent free adhesive and fusion adhesives
- Igniting of wood shavings, paper, coal or straw in furnaces

Technical Parameter

PW802 has the same performance of other plastic hot air blower. The temperature range is 40-700°C, continuously adjustable and high temperature control accuracy. It is especially applicable for high temperature continuous use, long life & high reliability. Apart from welding, it can also work with thermoforming, docking operations, automatic welding machines, extrusion welder etc.

Rated voltage	220V	Air volume	13.8m ³ /h																										
Rated frequency	50Hz	Air pressure	3000Pa																										
Max.power	1600W	Weight	1.17kg																										
Insulation type		Noise	65 db																										
Outer size	Φ100×330mm handle Φ56mm																												
Nozzle																													
Temperature range°C	<table border="1"> <tr> <td>0</td> <td>1</td> <td>2</td> <td>3</td> <td>4</td> <td>5</td> <td>6</td> <td>7</td> <td>8</td> <td>98</td> </tr> <tr> <td colspan="5"></td> <td colspan="2">360</td> <td colspan="2">540</td> <td>700</td> </tr> </table>									0	1	2	3	4	5	6	7	8	98						360		540		700
0	1	2	3	4	5	6	7	8	98																				
					360		540		700																				